

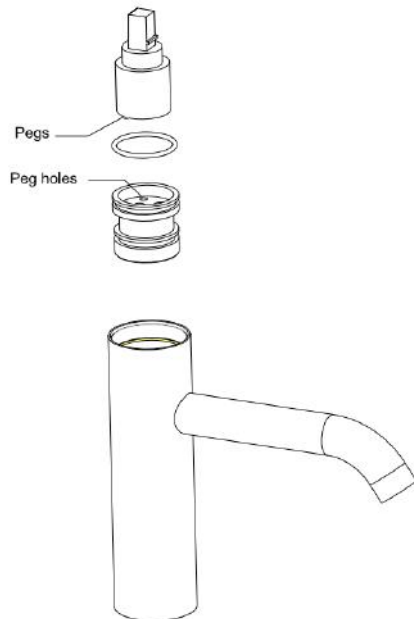


# Maintenance

Replacement of Cartridge		
<p>Note:</p> <p>Water supply must be turned off before commencing replacement.</p>		
		<p>Round Mono Basin Mixer Tap</p> <p>A: Uninstall the lever by rotating anti-clockwise. Remove the screw by using allen key. Take out the handle.</p> <p>B: Loose the Cap with locknut by using a pliers to clamp the blocks inside and rotate anti-clockwise, take out the cap and cartridge from the body accordingly to the graph. Please do not over tighten the locknut when replacing.</p> <p>Install a new cartridge in reverse steps.</p>
		<p>Ensure the pegs on the bottom of the cartridge align with the peg holes inside the mixer.</p>